




EN

**ACTIVITY
BOOKLET**


6-12 Y.O.



COMPASSES

EXHIBITION

Bourse
de Commerce
Pinault
Collection



**Welcome
to the
“Minimal”
exhibition!**

STARTING LINE

The artists that you're about to discover imagine artworks while playing with **lines, volumes, colours, shapes** and **matter**! This is known as **minimal art**. The shapes are simple and geometrical. They seem to be having fun with museum architecture and with the visitors' senses.

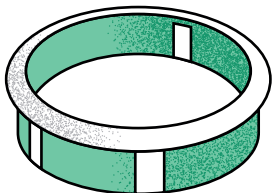
This booklet will help guide you on your way. Off we go!

1

MEG WEBSTER


Rotunda

Our adventure starts on the ground floor, in the Rotunda.



Meg Webster transforms **materials she finds in nature** into geometrical sculptures. Making a cone, cylinders and domes, the artist creates a **landscape** that fits in with the museum.

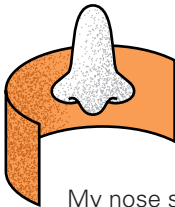
Take a walk among these shapes and guess what they're made of. Your senses will help you:



My eyes see



My fingers seem to be touching



My nose smells

2

LYGIA PAPE

Ttéia 1, C, 2003/2025

Gallery 2




**Staying on the ground floor,
go to Gallery 2 to find a golden
installation.**

Move around Lygia Pape's artwork: the strings appear and disappear.

The **movements** of your eyes and body **dance with the light**, the golden threads and the other visitors.

**With the person
you came with,
take turns joining
the squares above
with those below,
to reproduce the
wires.**



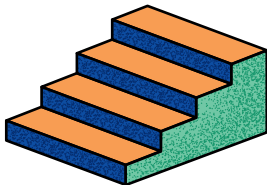
3

SUSUMU KOSHIMIZU

From Surface to Surface
– a tetrahedron, 1972/2012

Gallery 3

Take the large, grey concrete staircase up to the first floor; then go into Gallery 3.



Here, Japanese artists create together, using the name **Mono-ha**, which means “**the school of things**”. Here, bronze pyramids made by Susumu Koshimizu seem to come up out of the ground. Although they have different shapes, they all weigh the same.

Let's imagine that these sculptures are icebergs. Your task is to draw their hidden part, under the ground.



4

AGNES MARTIN

The Dark River, 1961

Gallery 4

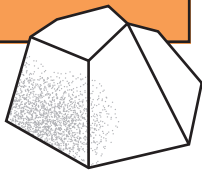
Go up to the second floor, taking the same grey concrete stairs. Find a large drawing hanging on the left side of Gallery 4.

Agnes Martin draws vertical and horizontal lines by hand, without using a ruler. **Take your time** looking. Drawing these **grids** are **moments of calm and meditation** for the artist.

Draw a freehand grid, following the rhythm of your breathing.



5



LEE UFAN

Relatum (formerly Phenomena and Perception B), 1969-2025

Gallery 7

Go ahead to Gallery 7 and look for a sculpture on the floor, with a stone placed on a pane of glass.

Lee Ufan plays with several elements: **stone, glass** and the **museum floor**. The most important is the one element we don't see: **the action of the artist letting the stone fall** on the glass.

Assemble elements that you can see in this gallery to make a funny sculpture.

Materials:

Action (stacking, crushing, catching...):

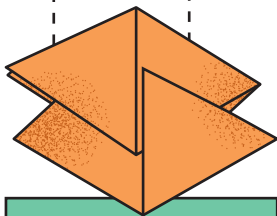
Installation :

6


HÉLIO OITICICA

Relevo Espacial (Spatial Relief),
1959-1960

Gallery 7



Move around
the artwork,
shapes and
colours change
according to
the place from
which you are
looking.



A little further on in the gallery, you will see a yellow artwork hanging from the ceiling.

Hélio Oiticica makes us look up! His **three-dimensional drawing must have jumped off the paper**; it seems to be **floating** in space.

Sitting underneath

How many pointy shapes do you see?

Shuffle to one side

How many different yellows do you notice?

Move all around the artwork

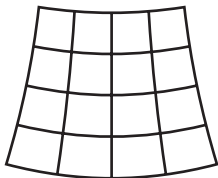
What emotions do you feel?

7

HOWARDENA PINDELL

Untitled, 1968-1970

Gallery 6



**Continue on your way
until you get to a grid pattern
hanging on the wall.**

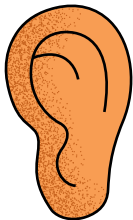
What is a **grid**?
Does it have to be
made of straight,
tight-stretched lines?
With artist Howardena
Pindell, **geometry**
becomes **soft**. Pieces
of canvas are rolled to
form a tired artwork
drooping down
towards the floor.

**Imagine and draw other
geometrical shapes
leaning against the
museum walls: a dreamy
square, an exhausted
circle or a sleeping
triangle...**

FINISH LINE

**You are coming towards
the end of your adventure.
Well done!**

Bright, straight lines, pointed angles, grids of all shapes, cubes and pyramids: **minimal art** is a **carnival of shapes and geometry**. These artists show us that with **simple elements**, we can have **many feelings**.



Some minimal artists even create music.
Did you notice sounds when you were
going around the second floor?
That is called **sound art**.
Art is for the ears, too!

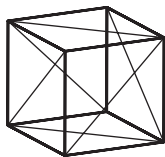
Your turn!

RASHEED **ARAEEN**

Zero to Infinity, 1968

Mini Salon

**Go to the Mini Salon space,
on the second floor.**



Artist Rasheed Araeen made a **do-it-together sculpture** that you can **touch**. Assembling **16 colour blocks**, you participate in a sculpture that changes and becomes new, **infinitely!**

Create your own sculpture, playing with the cubes, then take a photo of it with the telephone of the person who is with you, to keep as a souvenir.

If you wish, you may go and meet the museum **educators** – you will know them by their pink totebag – and show them your photo. **Speaking about art** is their job, so they will be interested in your artwork!



At the Bourse de Commerce, you can look at art through the eyes of a child.

Free entry to the museum
for under-18s.



Workshops To Have Fun

Enjoy a creative moment together at
the Family workshop.

Price: Museum ticket + 7€ for each
participant (under-18s and adults)
Free with the Pinault Collection
Membership card

Visits To Let Yourself Guided

Explore the museum, hand in hand,
during **a Family visit.**

Price: Museum ticket + 5€ for each
participant (under-18s and adults)
Free with the Pinault Collection
Membership card

Discover all our activities for young
visitors on pinaultcollection.com

